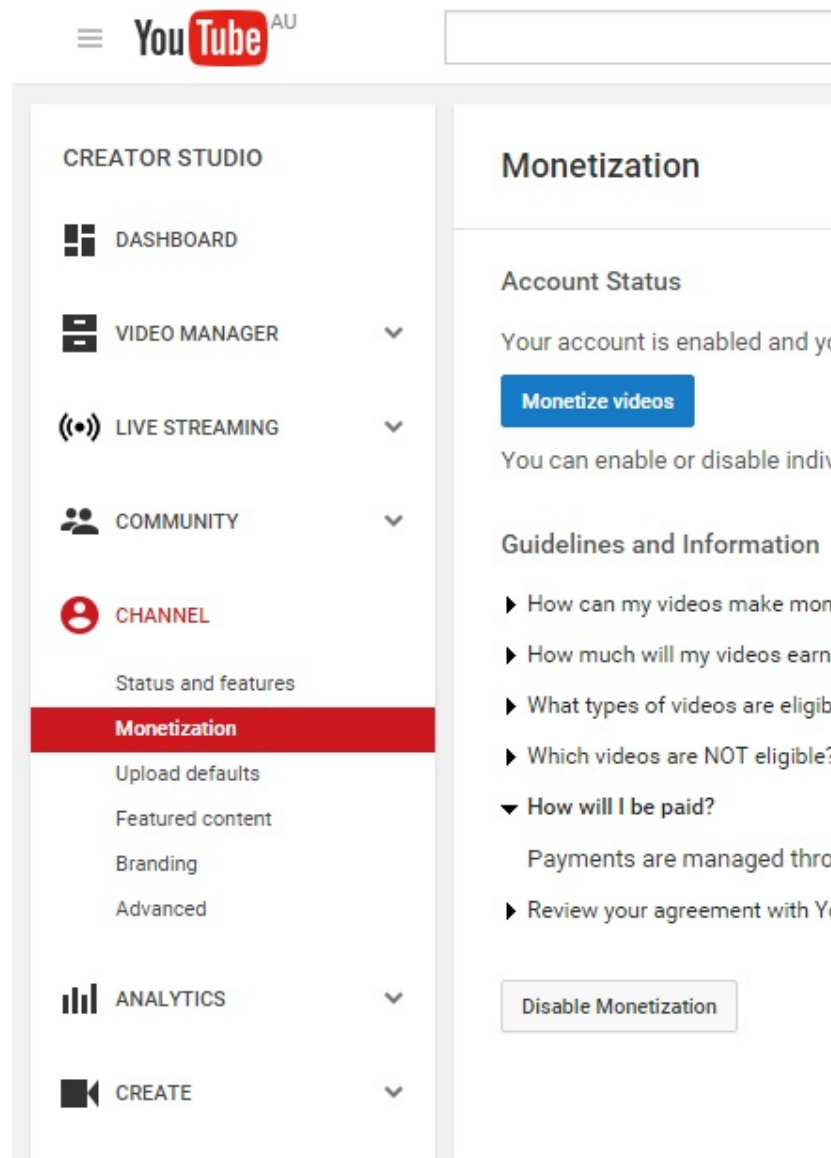
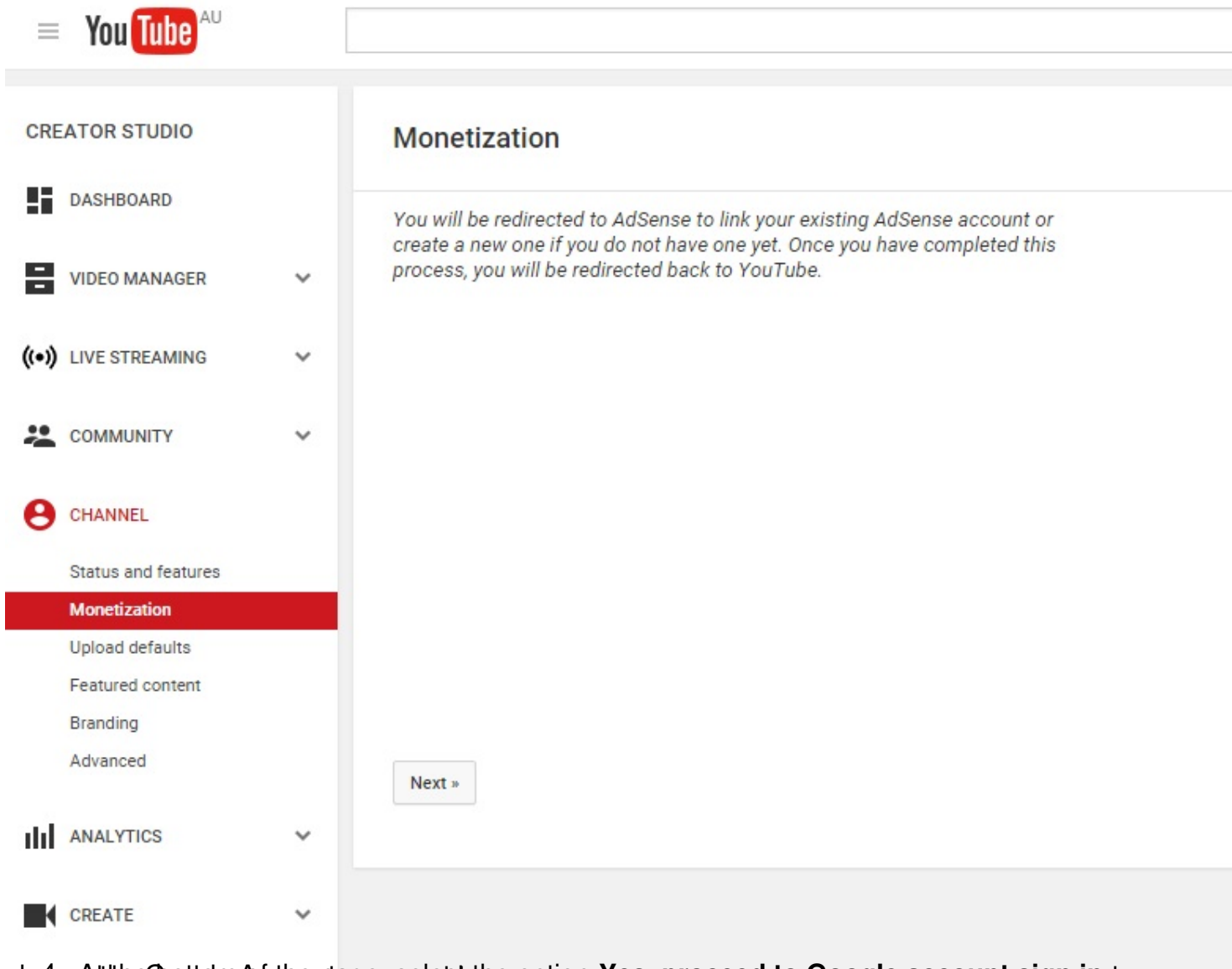


1. Go to the [Monetization page](#) . Get there by clicking your icon in the top right > Creator Studio. Then, in the left menu, click **Channel > Monetization**

2. Go to the "How will I be paid?" section.



3. From the [AdSense Association page](#) , follow the "next" step to be directed to AdSense.

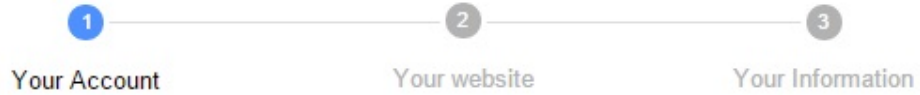


The screenshot shows the YouTube Creator Studio interface. On the left is a navigation sidebar with the following items: CREATOR STUDIO, DASHBOARD, VIDEO MANAGER, LIVE STREAMING, COMMUNITY, CHANNEL (highlighted in red), Monetization (highlighted in red), Upload defaults, Featured content, Branding, Advanced, ANALYTICS, and CREATE. The main content area is titled "Monetization" and contains the following text: "You will be redirected to AdSense to link your existing AdSense account or create a new one if you do not have one yet. Once you have completed this process, you will be redirected back to YouTube." At the bottom of the main content area is a "Next »" button.

4. At the bottom of the page, select the option **Yes, proceed to Google account sign in** to



## Welcome to AdSense



You are currently signed in as **myeasyp1@gmail.com**. Would you like to use this account to sign up for AdSense and log in to your new AdSense account.

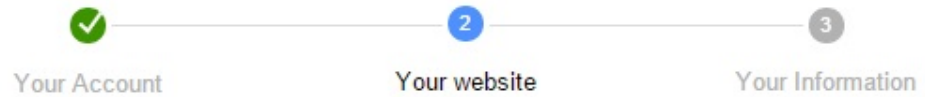
If you're already an AdSense publisher, you must sign in with the Google Account that you use to access your AdSense account.

**Yes**

Create or use another account



## Welcome to AdSense



My website:

Content language:  ▼  
Please specify the primary language of your website.

[Accept association](#)

[Decline](#)

6. Enter the password for your Google Account and click back to YouTube.

**CREATOR STUDIO**

- DASHBOARD
- VIDEO MANAGER
- LIVE STREAMING
- COMMUNITY
- CHANNEL**
  - Status and features
  - Monetization**
  - Upload defaults
  - Featured content
  - Branding
  - Advanced
- ANALYTICS
- CREATE

## Monetization

### Account Status

Your account is enabled and you have 1 additional video to monetize.

[Monetize videos](#)

You can enable or disable individual videos for monetization in the [Video Manager](#).

### AdSense Association

The AdSense account you associated is now **approved**.

[Review or change AdSense association](#)

[AdSense Settings](#)

### Guidelines and Information

- ▶ How can my videos make money?
- ▶ How much will my videos earn?
- ▶ What types of videos are eligible?
- ▶ Which videos are NOT eligible?
- ▶ Review your agreement with YouTube

[Disable Monetization](#)

57. Once you've linked your AdSense account, you'll see a message to [review your AdSense account](#). Note that it may take a few days for your account to be approved.